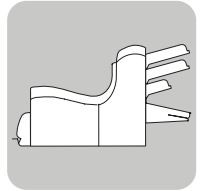



FPI 2000-2 Check cards



3 steps to your own check card ...

- cut out
- fold
- glue



4.2 mm
6.5 mm
4.2 mm


line spacing 12 pt
(1/6" = 4.2332 mm)

Blank line
Blank line
1 Start
2 Insert
3 Parity
4 Safety
5 Blank line
Blank line

FPI 2000-2 - Low Level

0 1/2 1 1/3 2/3 2 Inch 3

Check card
OMR-2 - Code


FRANCOTYP-POSTALIA

Francotyp-Postalia GmbH
Postfach - 16542 Birkenwerder, Germany
Phone: 018 05 / 34 42 16 or +49 - 33 03 / 53 02 34
Fax: +49 - 33 03 / 52 51 93
email: support@francotyp.com
Website: www.francotyp.com

0 1 2 3 4 5 6 7 8 mm

4.2 mm
6.5 mm
4.2 mm


line spacing 12 pt
(1/6" = 4.2332 mm)

Blank line
Blank line
1 Start
2 Insert
3 Stop
4 Selective feed 1
5 Selective feed 2
6 Sequence check 4
7 Sequence check 2
8 Sequence check 1
9 Parity
10 Safety
Blank line
Blank line

FPI 2000-2 - Level B

0 1/2 1 1/3 2/3 2 Inch 3

Check card
OMR-2 - Code


FRANCOTYP-POSTALIA

Francotyp-Postalia GmbH
Postfach - 16542 Birkenwerder, Germany
Phone: 018 05 / 34 42 16 or +49 - 33 03 / 53 02 34
Fax: +49 - 33 03 / 52 51 93
email: support@francotyp.com
Website: www.francotyp.com

0 1 2 3 4 5 6 7 8 mm